



----- SERVICES TUNNEL (SHADED)
----- BW
----- BORE WATER (RAW)
----- TBW
----- TREATED BORE WATER

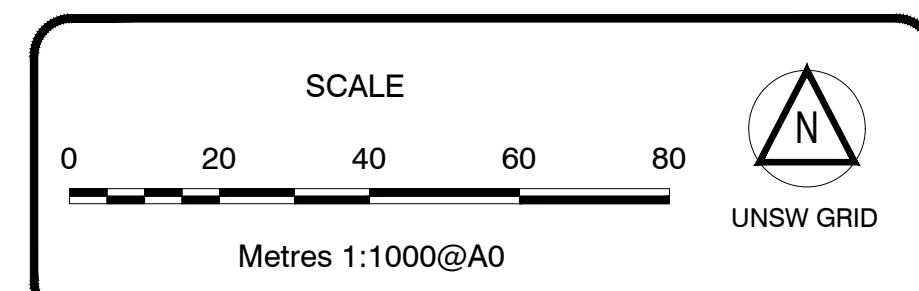
BORE WATER (RAW) & TREATED BORE WATER				
VALVE	SOURCE	EFFECT WHEN CLOSED	IMPACT	IRRIGATION IMPACT
A	H6 BORE WATER RESERVOIR AND PUMP SET	TUNNEL SUPPLY LOWER CAMPUS SOUTH SHUT	COMPLETE TUNNEL SHUTDOWN FOR TREATED BORE WATER SUPPLY ONLY	NONE. BACKFEED FROM VALVE 'E'
B	H6 BORE WATER RESERVOIR AND PUMP SET	BORE WATER RETICULATION LOOP	NO IMPACT TO TUNNEL	NONE. BACKFEED FROM VALVE 'C'
C	H6 BORE WATER RESERVOIR AND PUMP SET	BORE WATER RETICULATION LOOP	NO IMPACT TO TUNNEL	NONE. BACKFEED FROM VALVE 'B'
D	H6 BORE WATER RESERVOIR AND PUMP SET	TUNNEL SUPPLY LOWER CAMPUS EAST SHUT	PARTIAL SHUTDOWN IN TUNNEL FOR TREATED BORE WATER ONLY	NONE. BACKFEED FROM VALVE 'B' & 'C'
E	ALPHA, BRAVO & CHARLIE BORE SUPPLY (DIRECT)	TUNNEL SUPPLY FOR TBW	NO IMPACT TO TUNNEL UNLESS VALVE 'A' IS SHUT	NONE
F	E10 HILMER BORE WATER TREATMENT PLANT	TUNNEL LINK MID CAMPUS NORTH SHUT	COMPLETE SHUTDOWN IN TUNNEL FOR TREATED BORE WATER ONLY	NONE
A, E & F	H6 BORE WATER RESERVOIR AND PUMP SET + ALPHA, BRAVO & CHARLIE + BWTP	ALL MAJOR FEEDS	COMPLETE SHUTDOWN IN TUNNEL FOR TREATED BORE WATER & RAW BORE WATER	ALL BUILDINGS EXCEPT: G17, D18, E19, G19, C20, F20, H20, F21, C22, H22, F23, G23, C24, C25, F24, E25, D26, E26, G27
A, B, C, D, E & F	H6 BORE WATER RESERVOIR AND PUMP SET + ALPHA, BRAVO & CHARLIE BORE SUPPLY (DIRECT)	ALL FEEDS	COMPLETE TUNNEL SHUTDOWN	ALL IRRIGATION EXCEPT: B4 SURROUNDS, B5 SURROUNDS, POOL LAWN, G6 SURROUNDS, E4 SURROUNDS, E6 SURROUNDS, G6 SURROUNDS

**SERVICE TUNNEL ISOLATION
POINTS FOR EMERGENCY
SHUTDOWN FOR RAW &
TREATED BORE WATER SUPPLY**

REVISION 01
DATED APRIL 2020
INFORMATION CURRENT FOR THIS PERIOD

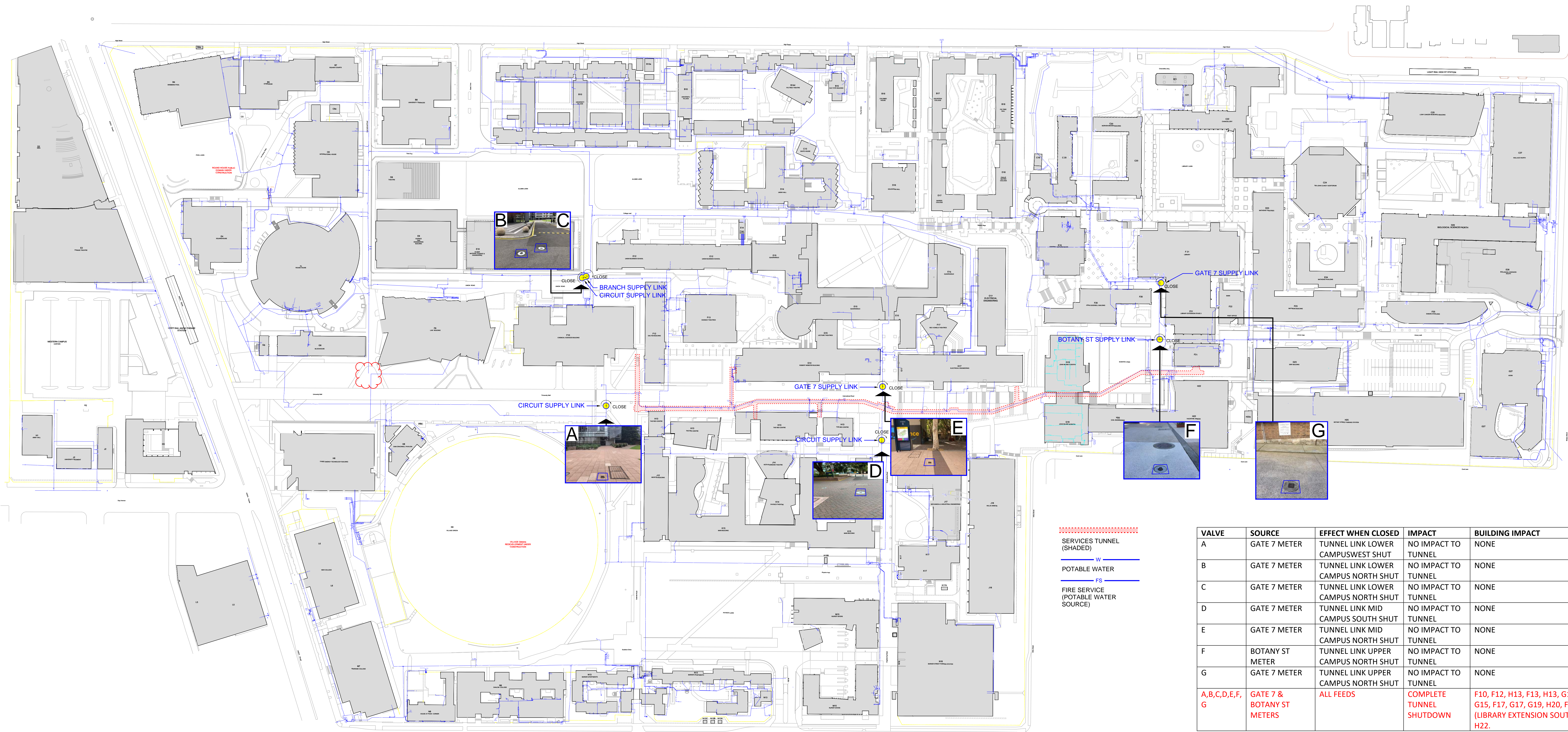
NOTE:
ALL INFORMATION SHOWN ON THIS PLAN IS DIAGRAMMATIC
AND SHOULD BE FIELD VERIFIED PRIOR TO ANY WORKS.
DO NOT SCALE - SEE 1:200 PLANS FOR SERVICE LOCATIONS.
THIS DRAWING REMAINS THE PROPERTY OF THE UNIVERSITY
OF NEW SOUTH WALES AND SHOULD NOT BE REPRODUCED
WITHOUT THE APPROVAL OF THE INFORMATION SERVICES
MANAGER.

No.	DATE	DRAWN	CHKD	AMENDMENT	No.	DATE	DRAWN	CHKD	AMENDMENT



ESTATE MANAGEMENT
SITE SERVICES

Created 13.11.2018 Drawn a.Delaytz Discipline Engineering CAD Reference	Updated 13.03.2020 Approved C.Felosi Scale 1:1000@A0	Campus KENSINGTON Project BORE WATER UNDERGROUND SERVICES Drawing N° K-SS-2020.017	Building N° Sheet N° 1 OF 1 Revision A
---	---	---	--



VALVE	SOURCE	EFFECT WHEN CLOSED	IMPACT	BUILDING IMPACT
A	GATE 7 METER	TUNNEL LINK LOWER CAMPUSWEST SHUT	NO IMPACT TO TUNNEL	NONE
B	GATE 7 METER	TUNNEL LINK LOWER CAMPUS NORTH SHUT	NO IMPACT TO TUNNEL	NONE
C	GATE 7 METER	TUNNEL LINK LOWER CAMPUS NORTH SHUT	NO IMPACT TO TUNNEL	NONE
D	GATE 7 METER	TUNNEL LINK MID CAMPUS SOUTH SHUT	NO IMPACT TO TUNNEL	NONE
E	GATE 7 METER	TUNNEL LINK MID CAMPUS NORTH SHUT	NO IMPACT TO TUNNEL	NONE
F	BOTANY ST METER	TUNNEL LINK UPPER CAMPUS NORTH SHUT	NO IMPACT TO TUNNEL	NONE
G	GATE 7 METER	TUNNEL LINK UPPER CAMPUS NORTH SHUT	NO IMPACT TO TUNNEL	NONE
A,B,C,D,E,F,G	GATE 7 & BOTANY ST METERS	ALL FEEDS	COMPLETE TUNNEL SHUTDOWN	F10, F12, H13, F13, H13, G14, G15, F17, G17, G19, H20, F21 (LIBRARY EXTENSION SOUTH), H22.

SERVICE TUNNEL ISOLATION POINTS FOR EMERGENCY SHUTDOWN FOR POTABLE & FIRE WATER SUPPLY

REVISION 01
DATED JULY 2020
INFORMATION CURRENT FOR THIS PERIOD

NOTE:
ALL INFORMATION SHOWN ON THIS PLAN IS DIAGRAMMATIC AND SHOULD BE FIELD VERIFIED PRIOR TO ANY WORKS. DO NOT SCALE - SEE 1:200 PLANS FOR SERVICE LOCATIONS. THIS DRAWING REMAINS THE PROPERTY OF THE UNIVERSITY OF NEW SOUTH WALES AND SHOULD NOT BE REPRODUCED WITHOUT THE APPROVAL OF THE INFORMATION SERVICES MANAGER.

No.	DATE	DRAWN	CHKD	AMENDMENT	No.	DATE	DRAWN	CHKD	AMENDMENT



ESTATE MANAGEMENT
SITE SERVICES

Created 15.03.2018 Drawn R.Delatycki Discipline HYD CAD Reference	Updated 15.03.2020 Approved C.Pelosi Scale 1:1000@A0	Campus KENSINGTON Project COORDINATION OF SERVICES Title WATER & FIRE UNDERGROUND SERVICES Drawing No. K-SS-2020.018	Building No. Sheet No. 1 OF 1 Revision A
---	---	---	--



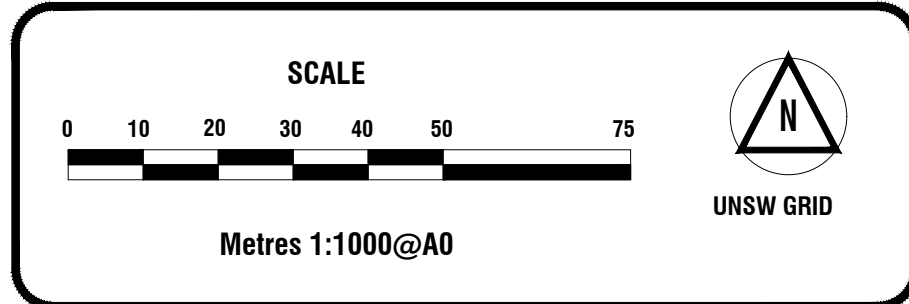
NATURAL GAS SERVICE					
VALVE	SOURCE	EFFECT WHEN CLOSED	IMPACT	BUILDING IMPACT	COMMENTS
A	MAIN METER GATE 2	SECONDARY TUNNEL SUPPLY LOWER CAMPUS SOUTH SHUT	NO IMPACT TO TUNNEL	NONE	PRIMARY FEED TO TUNNEL ALWAYS OPEN
B	MAIN METER GATE 2	MAIN TUNNEL SUPPLY LOWER CAMPUS SOUTH SHUT	NO IMPACT TO TUNNEL	NONE	SECONDARY FEED TO TUNNEL (BACKUP), ALWAYS OPEN
A + B	MAIN METER GATE 2	TOTAL ISOLATION OF TUNNEL	COMPLETE SHUTDOWN IN TUNNEL	ALL BUILDINGS EXCEPT: B4, B5, B7, C6, E4, E6, E8, E10, G6, F8, F10, H6, H8	TUNNEL SHUTDOWN UNLESS COGENT VALVES ARE OPEN TO DIVERSITY GAS FROM C25. THESE VALVES ARE ALWAYS CLOSED
C	MAIN METER GATE 2 BACKFEED FROM COGENT SYSTEM AT C25	BACKFEED FROM COGENT SYSTEM AT C25	NO IMPACT TO TUNNEL	NONE	ISOLATES PRIMARY FEED TO UPPER CAMPUS
A + B + C	MAIN METER GATE 2 BACKFEED FROM COGENT SYSTEM AT C25	TOTAL ISOLATION OF TUNNEL	COMPLETE SHUTDOWN IN TUNNEL	ALL BUILDINGS	NONE
D + E	MAIN METER GATE 2 BACKFEED FROM COGENT SYSTEM AT C25	BACKFEED FROM COGENT SYSTEM AT C25	NO IMPACT TO TUNNEL	ALL BUILDINGS EXCEPT: B4, B5, B7, B16, B17, B18, B21, C6, C13, D14, E4, E6, E8, E10, E12, E15, E17, E19, G6, F8, F10, F12, F13, G14, G17, G19, H13, H12, K15, K17, J17, J18, C20, F20, H20, F21, C22, H22, F23, G23	NONE
F	COGENT SYSTEM SUPPLY	COGENT SYSTEM ISOLATED	NO IMPACT TO TUNNEL	NONE	OPEN VALVES TO BACKFEED GAS SYSTEM IN THE EVENT OF AN OUTAGE FROM THE MAIN METER GATE 2

SERVICE TUNNEL ISOLATION POINTS FOR EMERGENCY SHUTDOWN FOR NATURAL GAS SUPPLY

REVISION 01
DATED APRIL 2020
INFORMATION CURRENT FOR THIS PERIOD

NOTE:
ALL INFORMATION SHOWN ON THIS PLAN IS DIAGRAMMATIC AND SHOULD BE FIELD VERIFIED PRIOR TO ANY WORKS. DO NOT SCALE - SEE 1:200 PLANS FOR SERVICE LOCATIONS. THIS DRAWING REMAINS THE PROPERTY OF THE UNIVERSITY OF NEW SOUTH WALES AND SHOULD NOT BE REPRODUCED WITHOUT THE APPROVAL OF THE INFORMATION SERVICES MANAGER.

No.	DATE	DRAWN	CHKD	AMENDMENT	No.	DATE	DRAWN	CHKD	AMENDMENT



ESTATE MANAGEMENT
SITE SERVICES

Created 15.03.2018 Drawn R.Delatycki Discipline HYD CAD Reference	Updated 15.03.2020 Approved C.Pelosi Scale 1:1000@A0	Campus KENSINGTON Project COORDINATION OF SERVICES Title GAS UNDERGROUND SERVICES Drawing N° K-SS-2020.019	Building N° 1 OF 1 Revision A
---	---	---	--